

STITCH RUG

Design: Lankava Oy, Marja Rautiainen

Finished size: approx. 80x245 cm

Weave structure: plain weave and rib weave

Warp/meter: 95 g of Liina Cotton Twine, 15-ply, in Black (100% cotton, 500 g/roll or 1.8 kg/cone)

- width 85 cm
- threads/cm: 2
- reed 20/1
- total threads 170+4

Base weft/ 1 rug: Lilli Tube Yarn by Lankava: 530 g in Orange (8), 400 g in Dark beige (24), 400 g in Petrol (27), 400 g in Baby pink (29), 400 g in Denim blue (22), 400 g in Mustard (21), 400 g in Chocolate (5), and 400 g in Mint (9) (80% recycled cotton, 20% polyester, 1 kg = approx. 220 m).


Pattern weft/ 1 rug: approx. 200 g of Lankava's thin white cotton tricot from the bale double, or regular unbleached T-shirt yarn singly.

Weft threads/cm: 3

Instructions: Wet and dry the tube yarn hanks before use. Tube yarn shrinks approx. 15-20% in the wash. Double outermost 2 warp threads. Begin and end the rug with couple of shots with the cotton twine. Weave for 9 cm with Orange, then make a double pattern stripe as follows: Make a shot with the pattern weft into the rib shed but leave a 20-30 cm tail of weft at the beginning. Take the tail around the inner edge thread and back into the same shed. Then cut the weft from the shuttle so that it reaches approx. 5-6 cm over the tail from the beginning. Cut the end diagonally and open the twist of the beginning tail so that you can take the diagonally cut end inside it. As the work progresses, take care that this thicker place is not at the same place with every stripe.

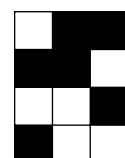
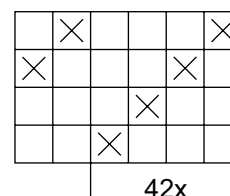
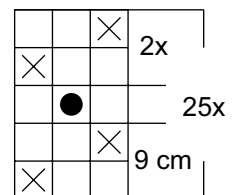
Note: If you use a thicker T-shirt yarn singly, make the stripe as follows: Take approx. 1 m of weft, cut both ends diagonally. Put the weft into the rib shed, take tails around the inner edge thread and back into the same shed. Put both ends inside the weft in the shed by twisting open the weft. Continue with Orange, make 4 more shots in plain weave. Weave 24 stripes like this according to the treadling picture, using colors according to the following repeat: Dark beige, Petrol, Baby pink, Denim blue, Mustard, Chocolate, Mint, and Orange.

Finishing: Make fringes with 4-thread overhand knots. Cut thread ends to even length.



Legend for the treadling:

- ☒ = Lilli Tube Yarn
- = cotton tricot



Any commercial use of this pattern is prohibited.